

STEP 1: PROVIDE WIDTH W AND HEIGHT H FOR EACH NUMBERED OPENING
 NOTE: WIDTH MEASURE ROUGH OPENING
 NOTE: HEIGHT MEASURE FROM TOP OF OPENING TO BOTTOM THRESHOLD OR FINISHED FLOOR

#1 width _____ x height _____

#2 width _____ x height _____

#3 width _____ x height _____

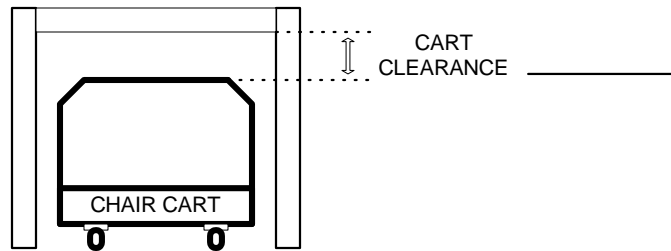
#4 width _____ x height _____

#5 width _____ x height _____

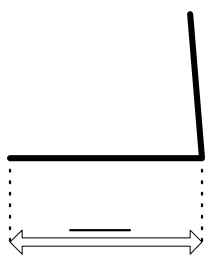
#6 width _____ x height _____

#7 width _____ x height _____

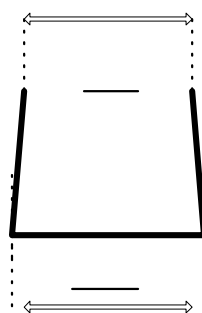
STEP 2



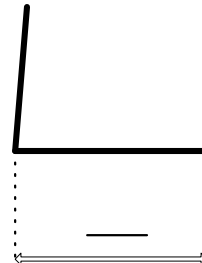
STEP 3: MEASURE THE STUD WIDTHS INCLUDING SHEATHING A-G
 NOTE: END STUDS A AND H MUST BE MEASURED TO FINISHED WALL



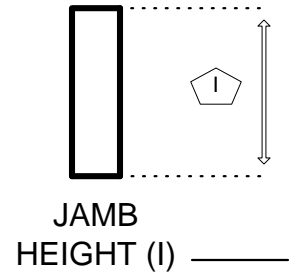
LEFT
END
"A"



STUDS
B-G

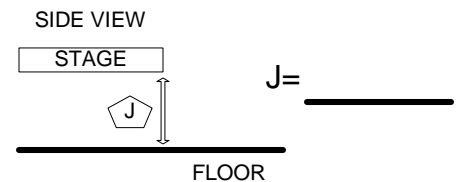


RIGHT
END
"H"



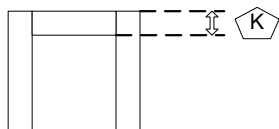
JAMB
HEIGHT (I) _____

STEP 4: BOTTOM OF STAGE TO FINISHED WOOD FLOOR



J= _____

STEP 5: MEASURE FROM THE TOP OF OPENING TO BOTTOM OF STAGE:



K= _____